1. Text element with square border.
2. Text element with no border
3. Text element with circle border
4. Text element with no border
5. Text element with no border
6. Text element with no border
7. Text element with no border

Drill Drawing View

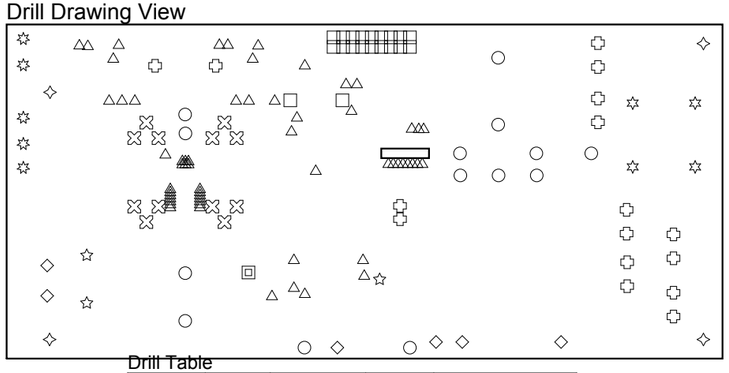

Drill Table

Symbol	Count	Hole Size	Plated	Hole Tolerance
□	20	0.80	Plated	None
○	14	2.00	Plated	None
◇	6	1.50	Plated	None
⊠	12	1.20	Plated	None
✣	16	1.00	Plated	None
✧	4	3.50	Plated	None
☆	3	0.70	Plated	None
✡	4	1.52	Plated	None
✡	5	2.10	Plated	None
△	59	0.30	Plated	None
⧈	1	0.71	Plated	None

THE INFORMATION CONTAINED IN THIS DRAWING IS THE SOLE PROPERTY OF . ANY REPRODUCTION IN PART OR AS A WHOLE WITHOUT THE WRITTEN PERMISSION OF IS

PROPRIETARY AND CONFIDENTIAL

NEXT ASSY	USED ON
APPLICATION	

UNLESS OTHERWISE SPECIFIED:
DIMENSIONS ARE IN INCHES
TOLERANCES:
FRACTIONAL±
ANGULAR: MACH± BEND ±
TWO PLACE DECIMAL ±
THREE PLACE DECIMAL ±

INTERPRET GEOMETRIC TOLERANCING PER:

MATERIAL

FINISH

DO NOT SCALE DRAWING

	NAME	DATE
DRAWN		18.09.2017
CHECKED		
ENG APPR.		
MFG APPR.		
Q.A.		

COMMENTS:

TITLE

SIZE	DWG. NO.	
SCALE: 1:1	WEIGHT:	SHEET 1 OF 3

Layer Stack Legend

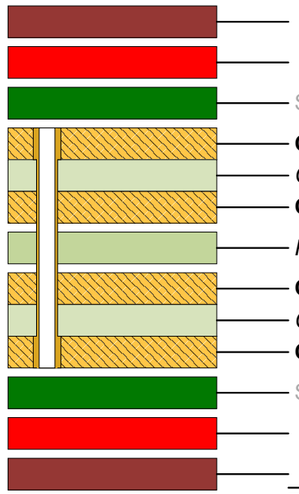

Material	Layer	Thickness	Dielectric Material	Type	Gerber
	Top Paste			Paste Mask	GTP
	Top Overlay			Legend	GTO
Surface Material	Top Solder	0.01mm	Solder Resist	Solder Mask	GTS
Copper	**Top Layer**	**0.11mm**		**Signal**	**GTL**
Core		*0.50mm*	*FR-4*	*Dielectric*	
Copper	**Signal Layer 1**	**0.11mm**		**Signal**	**G1**
Prepreg		*0.20mm*		*Dielectric*	
Copper	**Signal Layer 2**	**0.11mm**		**Signal**	**G2**
Core		*0.50mm*		*Dielectric*	
Copper	**Bottom Layer**	**0.11mm**		**Signal**	**GBL**
Surface Material	Bottom Solder	0.01mm	Solder Resist	Solder Mask	GBS
	Bottom Overlay			Legend	GBO
	Bottom Paste			Paste Mask	GBP

Total thickness: 1.64mm

THE INFORMATION CONTAINED IN THIS DRAWING IS THE SOLE PROPERTY OF . ANY REPRODUCTION IN PART OR AS A WHOLE WITHOUT THE WRITTEN PERMISSION OF IS

PROPRIETARY AND CONFIDENTIAL

NEXT ASSY	USED ON	
APPLICATION		

UNLESS OTHERWISE SPECIFIED:
DIMENSIONS ARE IN INCHES
TOLERANCES:
FRACTIONAL±
ANGULAR: MACH± BEND ±
TWO PLACE DECIMAL ±
THREE PLACE DECIMAL ±
INTERPRET GEOMETRIC TOLERANCING PER:
MATERIAL
FINISH
DO NOT SCALE DRAWING

	NAME	DATE
DRAWN		18.09.2017
CHECKED		
ENG APPR.		
MFG APPR.		
Q.A.		

COMMENTS:

TITLE

SIZE	DWG. NO.	
SCALE: 1:1	WEIGHT:	SHEET 2 OF 3

Top Layer (Scale: 0.799999911946676)

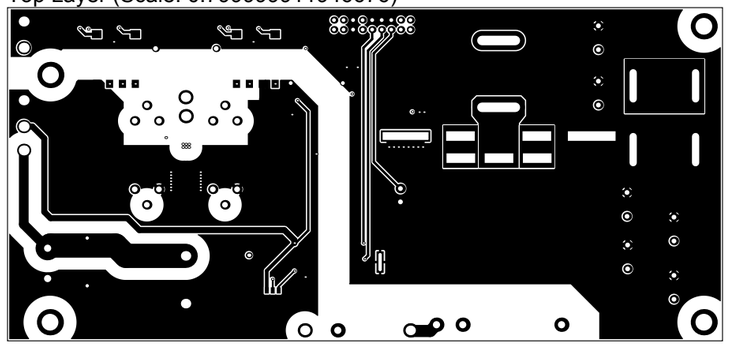

		UNLESS OTHERWISE SPECIFIED:		NAME	DATE
		DIMENSIONS ARE IN INCHES TOLERANCES: FRACTIONAL± ANGULAR: MACH± BEND ± TWO PLACE DECIMAL ± THREE PLACE DECIMAL ±	DRAWN		18.09.2017
			CHECKED		
			ENG APPR.		
			MFG APPR.		
		INTERPRET GEOMETRIC TOLERANCING PER:	Q.A.		
		MATERIAL	COMMENTS:		
NEXT ASSY	USED ON	FINISH			
APPLICATION		DO NOT SCALE DRAWING			

THE INFORMATION CONTAINED IN THIS DRAWING IS THE SOLE PROPERTY OF . ANY REPRODUCTION IN PART OR AS A WHOLE WITHOUT THE WRITTEN PERMISSION OF IS

PROPRIETARY AND CONFIDENTIAL

TITLE

SIZE	DWG. NO.	
SCALE: 1:1	WEIGHT:	SHEET 3 OF 3